


Little things that I have been learning after a year of using ChatGPT.



ChatGPT works best as a conversational tool.

Initially used GPT as a search tool, but its strength lies in chatting, hence the name ChatGPT. Surprisingly, it took time to realize this obvious fact! The best approach is treating it like a conversation partner.

Provide a lot of details in your prompt - write clear instructions.

Clear and specific prompts are key for effective communication with ChatGPT. Avoid ambiguity to receive relevant responses. For example, instead of asking, "How do I improve my business?" ask, "What digital marketing strategies work for a small online retail business?" This specificity ensures targeted advice

Specify the type of output

Specify output types:

- Bullet Points: For lists or key points.
- Table Format: Ideal for comparisons or structured data.
- Paragraphs: Detailed explanations or stories.
- Numbered List: Step-by-step instructions or sequences.
- Graphs or Charts: For data insights or trend analysis.
- Flowchart or Diagram: Visualizing processes or flows.

Characters- role playing


The key is defining ChatGPT's role. It could be anything from a specialist to a writer or politician. Start with a clear introduction like: "You're an experienced localization expert tasked with crafting strategies tailored to diverse markets. Your expertise lies in aligning solutions culturally and linguistically. I need your help devising a localization strategy for our new product. Begin by asking about target markets, product specifics, and available data. Provide insights on cultural factors, linguistic nuances, and potential obstacles"

Simplify complex questions

Clear and specific prompts are key for effective communication with ChatGPT. Avoid ambiguity to receive relevant responses. For example, instead of asking, "How do I improve my business?" ask, "What digital marketing strategies work for a small online retail business?" This specificity ensures targeted advice


Explain Your Thought Process

One challenge with ChatGPT currently is its occasional tendency to generate misinformation. While this issue may be resolved in the future, it remains a primary concern when using such language models. To mitigate this, one can request clarification by asking ChatGPT to explain its thought process. Use the prompt "Explain your thinking" to delve deeper into its responses



Ask me questions before you answer

This strategy has been very helpful to me. Sometimes, you might not be sure what information the AI needs from you to produce a satisfactory response. So, instead of drafting a complicated prompt, you can instruct chatGPT to question you before delivering an answer. For example, a prompt could be, "I'm working on a localization strategy for a new product in various markets. Before offering suggestions, ask me if everything is clear."




Use ChatGPT for Summaries


LLMs excel at providing summaries of books or articles. For instance, to summarize an article on localization in untapped markets, provide a prompt like: "Please read and summarize the main points of this article on '[TEXT],' concluding with a sentence on its central theme."



The Follow-Up

Follow-up questions enhance dialogue with ChatGPT. Utilize prompts like:

- "Delve deeper using analogies"
 - "Provide examples"
 - "Explore from a broader perspective"
 - "Consider the opposite angle"
 - "Examine from an economic viewpoint"
- 



Helpful links



[Open AI guide for Prompt engineering](#)

[Artificial Intelligence for Beginners - A Curriculum](#)

[How to research and write using Generative AI tools](#)

[Awesome ChatGPT Prompts](#)

[List of chatGPT tone modifiers](#)

